



Midface Orbita

Portfolio Overview



Oral and maxillo-facial surgery is our passion! Its further development, together with our customers, is our ambition. Every day we work on developing innovative products and services which meet the highest demands on quality, and which contribute to the wellbeing of the patient.

Table of Contents

	Pages
Introduction	4-5
Product Features	6-7
Product Range	8-33
■ Implants	8-19
■ Standard Titanium Implants	8-11
■ Smart Orbital Implants	12-13
■ Resorbable Orbital Implants	14-15
■ Orbital Rim Plates	16-17
■ IPS Implants® Midface Orbita	18-19
■ Screws and Twist Drills	20-25
■ Instruments	26-31
■ Set Configuration	32
■ Storage	33
Portfolio Overview CMF Surgery	34-35



Midface Orbita

Orbital reconstruction is a persistent challenge for every CMF surgeon as it comes in a multitude of different forms. Usually, it is impossible to accurately reposition every bone fragment, leading to impairment and compromised aesthetic and functional outcomes. Another key question is, which material is better for a given defect?

Certainly, biodegradable implants have an advantage because they give a clear answer on the subject whether or not metallic implants should be removed in the orbits. But do they maintain sufficient support for a stable and parallel position of the eye over time?

On the other hand, titanium as well as all further alloplastic materials also have their disadvantages: Bony overgrowth may result in virtual impossibility to remove the osteosynthesis material. Finetuning of many existing alloplastic implants may lead to sharp crests or edges, which could then lead to complications with the delicate soft tissue structures close by.

This brochure contains a comprehensive overview of our holistic implant portfolio for orbital reconstruction. Additional instruments and tools are presented to aid reconstruction in the operating room.

Feature, Function and Benefit

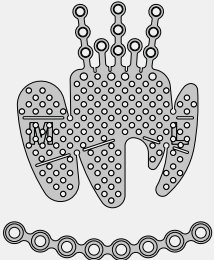


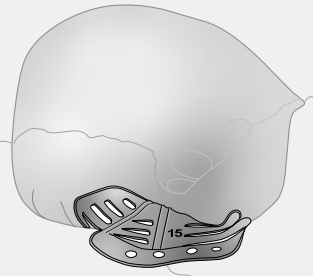


Our product portfolio for orbital reconstruction includes standard titanium, preformed “smart” plates and resorbable implants. A sophisticated solution in our portfolio, especially for complex cases, are our patient-specific IPS Implants® available in two materials: titanium and PEEK.

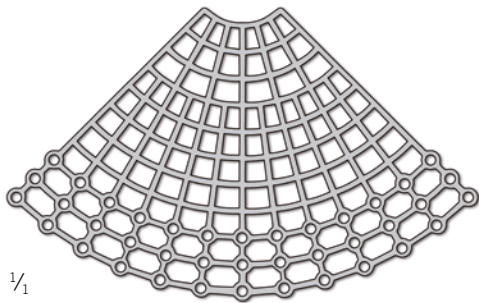
All our standard, smart and patient-specific implants can be combined with maxDrive® screws. Resorbable implants are fixed with SonicPins Rx® from our innovative SonicWeld Rx® System.

Due to our broad product range, we can offer suitable solutions for all orbital trauma classes, defect sizes and aesthetic needs – both for primary and secondary orbital reconstruction.

Orbital Implants

	Feature and Function	Benefit
<p>Standard Titanium Implants</p> 	<ul style="list-style-type: none"> Wide range of plates with different designs and profiles 	<ul style="list-style-type: none"> Solutions for primary and secondary orbital reconstruction, for all orbital trauma classes and defect sizes
<p>Smart Orbital Implants</p> 	<ul style="list-style-type: none"> Anatomically pre-shaped implants Different plate designs available Based on the average surfaces generated from datasets of different genders and ethnicities 	<ul style="list-style-type: none"> High precision-fit Supplements the standard implants Unisex plates
<p>Resorbable Implants</p> 	<ul style="list-style-type: none"> SonicWeld Rx® resorbable implants Revolutionary technique for use in maxillofacial osteosynthesis – it combines highly advanced ultrasound technology with resorbable implants 	<ul style="list-style-type: none"> System provides extremely stable fixation and completely eliminates the need for a removal operation Method is clinically certified, validated and patient-friendly
<p>IPS Implants® Midface Orbita</p> 	<ul style="list-style-type: none"> Patient-specific orbital implants based on the individual CT scan of the patient, already checked for anatomic fit ex-works Range of options for planning <ul style="list-style-type: none"> Mirroring of the intact bones and adaptation to the prevailing anatomical environment Various fixation options Planning, fabrication, shipping from a single source 	<ul style="list-style-type: none"> Best possible three-dimensional precision-fit Patient-friendly round edges, as trimming or bending is no longer necessary High degree of safety in planning Complete service with the requirement for coordinating multiple services eliminated

Standard Titanium Implants

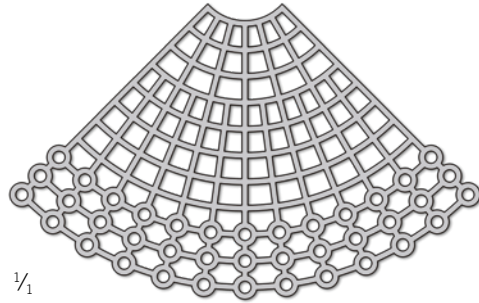


1/1

25-043-06-09 = 0.2 mm

25-043-07-09 = 0.3 mm

Mesh for orbital floor, fan-shaped

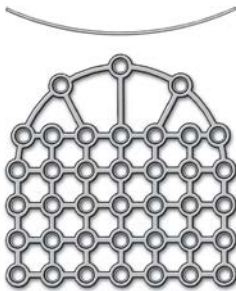


1/1

25-043-16-09 = 0.2 mm

25-043-17-09 = 0.3 mm

Mesh for orbital floor, fan-shaped



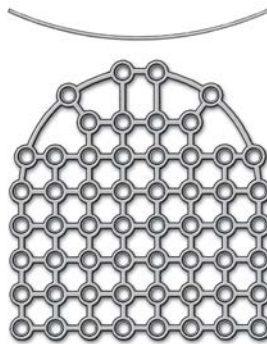
1/1

25-042-15-09

25-042-15-71

Mesh for orbital floor, contoured

= 0.3 mm




25-042-16-09






25-042-16-71

Mesh for orbital floor, contoured

= 0.3 mm






Explanation of icons:




-  Titanium
-  Packaging unit
-  Plate profile
-  Screw diameter 1.2 mm
-  Screw diameter 1.5 mm


STERILE IR Sterile packaged implants






1/1




25-043-01-09   


25-043-01-71   

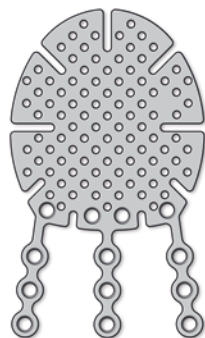
 = 0.3 mm






25-043-02-09   




25-043-02-71   


 = 0.5 mm



1/1

25-043-09-09   

25-043-09-71   

 = 0.3 mm

Mesh for orbital floor




Standard Titanium Implants



Orbital Groove Plate

While being easy to insert, the Groove Plate offers a considerable support to the eye globe. Various cutting options allow you to start with a full-size implant, then remove sections easily. On page 11 you will find some of the possible modifications which correspond to variation of the orbital trauma encountered.


The implant can be applied on both sides of the orbit. In cases with lacking bony support, the central medial bar can be seated posteriorly in order to additionally stabilize the position of the eye.



25-044-04-09   

25-044-04-71   

Orbital Plate, Groove
non-preshaped, symmetrical

 = 0.3 mm

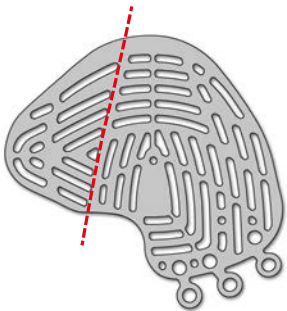


Explanation of icons:

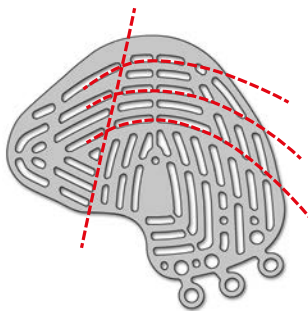
-  Titanium
-  Packaging unit
-  Plate profile
-  Screw diameter 1.5 mm

STERILE | R Sterile packaged implants

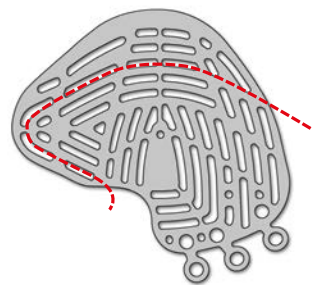
Cutting Options



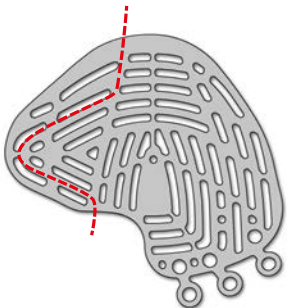
Complete reduction of the medial wing



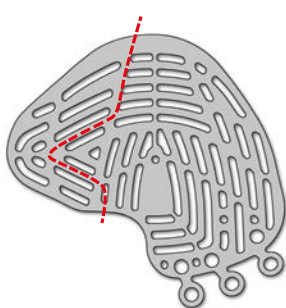
Cutting options of the posterior segment



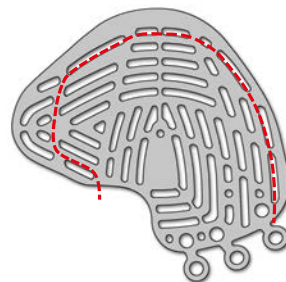
Partial cutting back of the medial wall and the posterior segment



Partial reduction of the medial wing



Partial reduction of the medial wing



Lateral, medial and posterior reduction

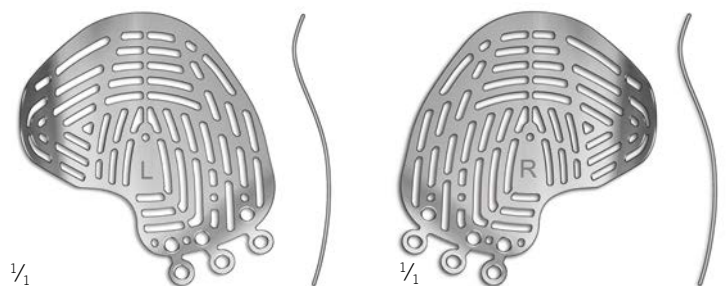
Smart Orbital Floor Plates Anatomically pre-shaped Implants

Smart Orbital Groove Plate

Smart Implants bear the name smart as they have a preformed shape based on a scientific background whereas conventional standard implants have a simple flat shape.

The shape and geometry of the **Smart Groove Plate** was created in close collaboration with the University of Amsterdam using a compilation of 174 adult CT scans to develop the best possible average fit.

Page 11 also shows the cutting options for the Smart Groove Plate.



25-044-32-09 Ti 1 ●

25-044-32-71 Ti 1 ●

Smart Orbital Plate, Groove
3D-preshaped, for patient's left side

= 0.4 mm

25-044-33-09 Ti 1 ●

25-044-33-71 Ti 1 ●

Smart Orbital Plate, Groove
3D-preshaped, for patient's right side

= 0.4 mm

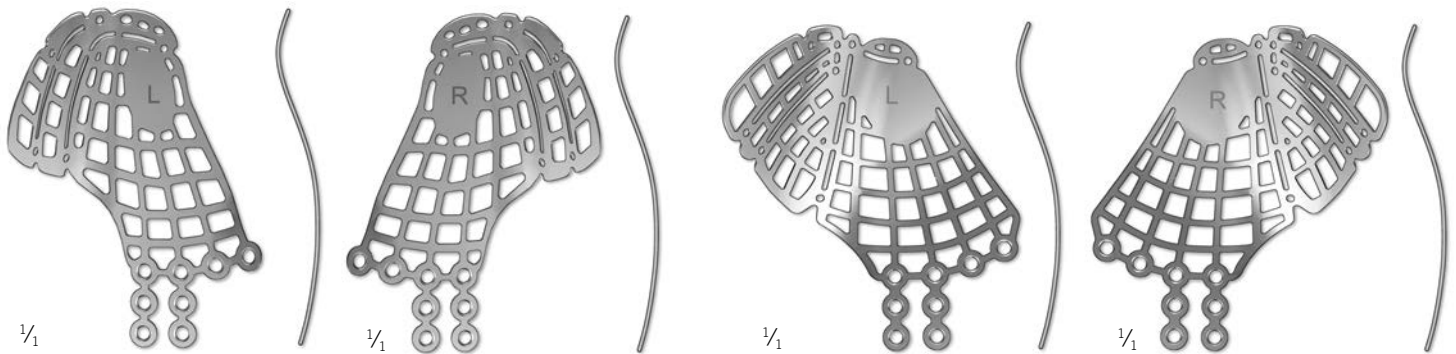


Explanation of icons:

- Titanium
- Packaging unit
- Plate profile
- Screw diameter 1.5 mm

STERILE IR Sterile packaged implants

Smart Orbital Grid Plate



25-045-35-09
 25-045-35-71

Smart Orbital Plate, Grid, size S
 3D-preshaped, for patient's left side

= 0.5 mm

25-045-36-09
 25-045-36-71

Smart Orbital Plate, Grid, size S
 3D-preshaped, for patient's right side

= 0.5 mm

25-045-40-09
 25-045-40-71

Smart Orbital Plate, Grid, size L
 3D-preshaped, for patient's left side

= 0.5 mm

25-045-41-09
 25-045-41-71




Smart Orbital Plate, Grid, size L
 3D-preshaped, for patient's right side

= 0.5 mm


SonicWeld Rx[®] Resorbable Orbital Implants

1/1






52-302-31-04   

30 x 30 mm


 = 0.2 mm

With more rounded tip to
reduce risk to the optic nerve.
Fixation by SonicPins Rx[®]






52-301-28-04   


25 x 25 mm

 = 0.1 mm






52-301-38-04   

25 x 25 mm


 = 0.1 mm

1/1






52-302-41-04   


40 x 40 mm


 = 0.2 mm






52-301-20-04   


50 x 20 mm


 = 0.1 mm







52-302-30-04   

50 x 20 mm

 = 0.2 mm






Explanation of icons:

-  Resorb x
-  Packaging unit
-  Plate profile
-  Pin diameter 1.6 mm


STERILE IR Sterile packaged implants



1/1




52-306-17-04   

17 x 17 mm


 = 0.1 mm

Inferior support of the globe in cases of a small defect, round edge geometry, fixation is usually not required






52-306-23-04   


∅ = 23 mm

 = 0.6 mm



52-306-19-04   




23 x 19 mm

 = 0.3 mm


Tip in order to protect the posterior optic nerve. Fixation by SonicPins Rx®






1/1

52-306-24-04   


∅ = 30 mm


 = 0.6 mm






52-306-40-04   


40 x 40 mm

 = 0.6 mm



52-306-30-04   

∅ = 30 mm

 = 0.6 mm

Orbital Rim Plates

Titanium Implants



25-332-08-09 Ti 1 0
 25-332-08-71 Ti 1 0

= 0.6 mm



25-325-06-09 Ti 5 0
 25-325-06-91 Ti 1 0
 25-325-06-71 Ti 1 0

= 0.6 mm



25-325-08-09 Ti 5 0
 25-325-08-91 Ti 1 0
 25-325-08-71 Ti 1 0

= 0.6 mm



25-325-10-09 Ti 5 0
 25-325-10-91 Ti 1 0
 25-325-10-71 Ti 1 0

= 0.6 mm

1/1



50-400-06-09 Ti 5 0
 50-400-06-91 Ti 1 0
 50-400-06-71 Ti 1 0

= 0.6 mm



50-400-08-09 Ti 5 0
 50-400-08-91 Ti 1 0
 50-400-08-71 Ti 1 0

= 0.6 mm



50-405-12-09 Ti 1 0
 50-405-12-71 Ti 1 0

= 0.7 mm



Explanation of icons:

- Resorb x
- Titanium
- Aluminum
- Packaging unit
- Plate profile
- Screw diameter 1.2 mm
- Screw diameter 1.5 mm
- Pin diameter 1.6 mm
- Screw diameter 2.0 mm

STERILE IR Sterile packaged implants



1/4

25-306-32-09
 25-306-32-71

= 0.6 mm

25-306-32-89

Template



25-308-32-09
 25-308-32-71

= 0.8 mm

25-306-32-89

Template



25-310-32-09
 25-310-32-71

= 1.0 mm

25-306-32-89

Template

Resorbable Implants



1/4

52-076-08-04

Orbita plate, 8-hole

= 1.0 mm



52-176-08-04

Matching bending template

IPS Implants® Midface Orbita Patient-specific Implants

IPS® – Individual Patient Solutions

The use of modern technologies opens up further options in the treatment of complex defect situations. With the development of preoperative virtual planning as well as patient-specific implants, another possibility to re-establish the orbital volume and shape has emerged.

With IPS® we offer matched solutions for the computer-based planning of surgical procedures, the efficient design of customized treatment concepts and the realization of these concepts in the operating theater with functionalized implants.

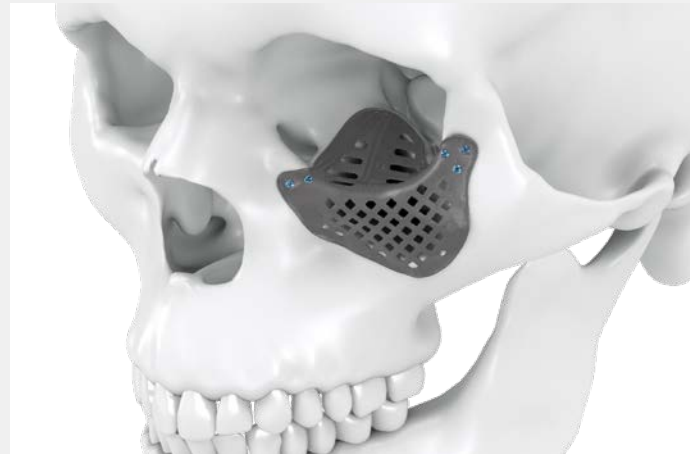
IPS® orbital implants are available in two materials: titanium and PEEK.



Case Studies



Orbital reconstruction with additively manufactured titanium implant. Fixation to the infraorbital rim with standard screws 1.2 mm.



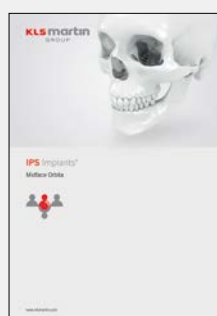
Orbital reconstruction with additively manufactured titanium implant including zygoma mesh. Fixation with standard screws 1.5 mm.



Orbital reconstruction with two-part additively manufactured titanium implant. Fixation to the infraorbital rim with standard screws 1.5 mm.



Orbital reconstruction with PEEK implant. Fixation to the infraorbital rim with standard screws 1.5 mm.




For further information
please refer to our
separate brochure.

Screws, Screwdrivers and Blades

maxDrive® 

Micro screws Ø 1.2 mm self-retaining

	Ø x L (mm)	maxDrive®	STERILE IR
	1.2 x 3 mm	25-870-03-61	25-870-03-71
1.2 x 4 mm	25-870-04-61	25-870-04-71	
1.2 x 5 mm	25-870-05-61	25-870-05-71	
1.2 x 6 mm	25-870-06-61	25-870-06-71	
1.2 x 9 mm	25-870-09-61	25-870-09-71	



25-407-04-04
11 cm / 4 3/8"
Screwdriver handle
with one flat side

St Sic 1



25-870-98-07
6 cm / 2 3/8"
Screwdriver blade
maxDrive® 1.2 mm

St 1 










25-438-97-07
8 cm / 3 1/8"
Screwdriver blade
maxDrive® 1.5 mm

St 1 




Explanation of icons

-  Stainless steel
-  Titanium alloy
-  maxDrive®
-  Silicone
-  Units/pack
-  Screw diameter 1.2 mm
-  Screw diameter 1.5 mm

STERILE IR Sterile packaged implants

maxDrive®   


Micro screws Ø 1.5 mm
self-retaining

	Ø x L (mm)				
		maxDrive® 5	maxDrive® 1	STERILE IR 5	STERILE IR 1
	1.5 x 3.5 mm	25-875-03-09	25-875-03-61	25-875-03-75	25-875-03-71
	1.5 x 4 mm	25-875-04-09	25-875-04-61	25-875-04-75	25-875-04-71
	1.5 x 5 mm	25-875-05-09	25-875-05-61	25-875-05-75	25-875-05-71
	1.5 x 6 mm	25-875-06-09	25-875-06-61	25-875-06-75	25-875-06-71
	1.5 x 7 mm	25-875-07-09	25-875-07-61	25-875-07-75	25-875-07-71

Emergency screws Ø 1.8 mm
self-retaining

	Ø x L (mm)				
		maxDrive® 5	maxDrive® 1	STERILE IR 5	STERILE IR 1
	1.8 x 3.5 mm	25-876-03-09	25-876-03-61	25-876-03-75	25-876-03-71
	1.8 x 4 mm	25-876-04-09	25-876-04-61		
	1.8 x 5 mm	25-876-05-09	25-876-05-61	25-876-05-75	25-876-05-71
	1.8 x 7 mm	25-876-07-09	25-876-07-61	25-876-07-75	25-876-07-71

Drill-free screws Ø 1.5 mm
self-retaining

	Ø x L (mm)				
		maxDrive® 5	maxDrive® 1	STERILE IR 5	STERILE IR 1
	1.5 x 3.5 mm	25-878-03-09	25-878-03-61		25-878-03-71
	1.5 x 4 mm	25-878-04-09	25-878-04-61	25-878-04-75	25-878-04-71
	1.5 x 5 mm	25-878-05-09	25-878-05-61	25-878-05-75	25-878-05-71
	1.5 x 6 mm	25-878-06-09	25-878-06-61	25-878-06-75	25-878-06-71
	1.5 x 7 mm	25-878-07-09	25-878-07-61	25-878-07-75	25-878-07-71

Twist Drills

Twist drills for micro screws Ø 1.2 mm

	J-notch attachments			
	Ø x L (mm)	Stop (mm)	STERILE IR	
	0.7 x 50 mm	–	25-454-00-91	1
	0.7 x 50 mm	–	25-454-00-71	1
	0.7 x 50 mm	3	25-454-03-07	5
	0.7 x 50 mm	3	25-454-03-91	1
	0.7 x 50 mm	3	25-454-03-71	1
	0.7 x 50 mm	5	25-454-05-07	5
	0.7 x 50 mm	5	25-454-05-91	1
	0.7 x 50 mm	5	25-454-05-71	1
	0.7 x 50 mm	7	25-454-07-07	5
	0.7 x 50 mm	7	25-454-07-91	1
	0.7 x 50 mm	7	25-454-07-71	1

for dense bone			
0.8 x 50 mm	5	25-457-05-07	5
0.8 x 50 mm	5	25-457-05-91	1
0.8 x 50 mm	5	25-457-05-71	1
0.8 x 50 mm	7	25-457-07-91	1
0.8 x 50 mm	7	25-457-07-71	1

	Dental attachments			
	Ø x L (mm)	Stop (mm)		
	0.8 x 50 mm	–	26-153-08-07	1
	0.7 x 18 mm	5	50-916-05-07	1
	0.7 x 20 mm	7	50-916-07-07	1



Explanation of icons

- Stainless steel
- AO attachment
- Dental attachment
- Units/pack
- Screw diameter 1.2 mm
- Screw diameter 1.5 mm

STERILE IR Sterile packaged implants

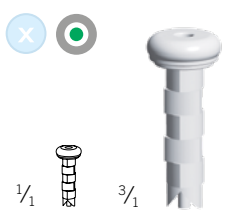
Twist drills for micro screws \varnothing 1.5 mm

	J-notch attachment			
	\varnothing x L (mm)	Stop (mm)	STERILE IR	
	1.1 x 50 mm	–	25-452-00-07	5
	1.1 x 50 mm	–	25-452-00-91	1
	1.1 x 50 mm	–	25-452-00-71	1
	1.1 x 50 mm	3.5	25-452-03-07	5
	1.1 x 50 mm	3.5	25-452-03-91	1
	1.1 x 50 mm	5	25-452-05-07	5
	1.1 x 50 mm	5	25-452-05-91	1
	1.1 x 50 mm	5	25-452-05-71	1
	1.1 x 50 mm	7	25-452-07-07	5
	1.1 x 50 mm	7	25-452-07-91	1
	1.1 x 50 mm	7	25-452-07-71	1
	1.1 x 105 mm	3.5	50-511-35-07	1
	1.1 x 105 mm	3.5	50-511-35-71	1
	1.1 x 105 mm	5	50-511-05-07	1
	1.1 x 105 mm	5	50-511-05-71	1
	1.1 x 105 mm	7	25-452-57-07	1
	1.1 x 105 mm	7	25-452-57-71	1

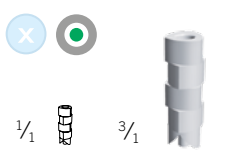
	Dental attachment			
	\varnothing x L (mm)	Stop (mm)		
	1.1 x 45 mm	5	25-458-05-07	1
	1.1 x 45 mm	7	25-458-07-07	1

SonicWeld Rx® SonicPins and Twist Drills

1.6-mm SonicPins Rx®

	Pin length	Item No.	Item No.	Item No.
	4 mm	52-516-24-04 2	52-516-54-04 5	52-616-24-04 20
	5 mm	52-516-25-04 2	52-516-55-04 5	52-616-25-04 20
	6 mm	52-516-26-04 2	52-516-56-04 5	
	7 mm	52-516-27-04 2	52-516-57-04 5	

1.6-mm Micro SonicPins Rx®

	Pin length	Item No.	Item No.
	5 mm	52-519-25-04 2	52-519-45-04 4



For further information
please refer to our
separate brochure.

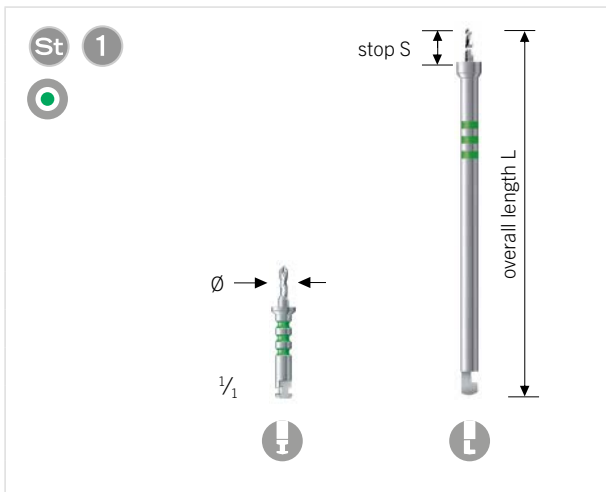


Explanation of icons:

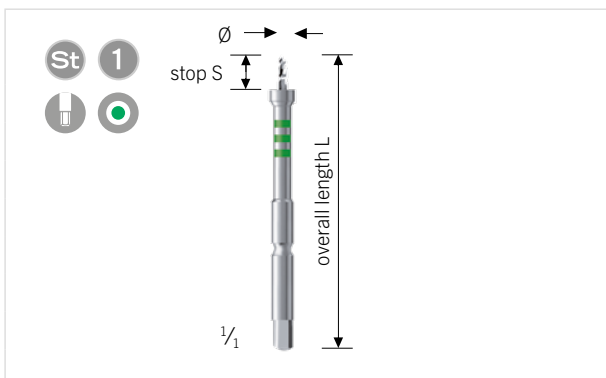
- Stainless steel
- J-notch attachment
- Dental attachment
- BOS attachment
- Packaging unit
- Pin diameter 1.6 mm

STERILE IR Sterile packaged implants

Twist drills for 1.6-mm SonicPins Rx®

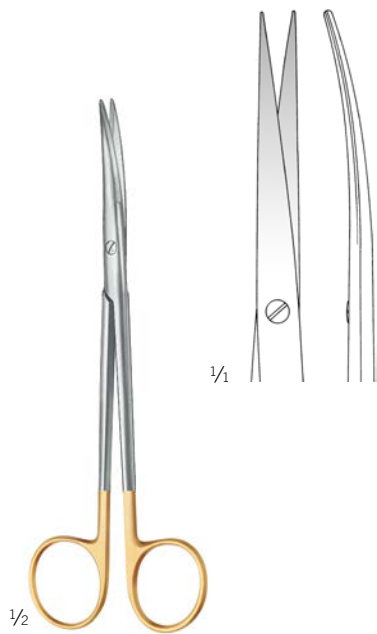


SonicPins Rx®	S	L	Ø	non-sterile	STERILE IR
Dental attachment					
Core hole	5 mm	20.0 mm	1.0 mm	52-509-05-07	52-509-05-71
Core hole	5 mm	29.5 mm	1.0 mm	52-512-05-07	
Core hole	6 mm	20.0 mm	1.0 mm	52-509-06-07	52-509-06-71
Core hole	6 mm	39.5 mm	1.0 mm	52-512-06-07	
J-notch attachment					
Core hole	3 mm	50.0 mm	1.0 mm	52-510-03-07	
Core hole	4 mm	50.0 mm	1.0 mm	52-510-04-07	52-510-04-71
Core hole	5 mm	50.0 mm	1.0 mm	52-510-05-07	52-510-05-71
Core hole	6 mm	50.0 mm	1.0 mm	52-510-06-07	
Core hole	7 mm	50.0 mm	1.0 mm	52-510-07-07	52-510-07-71
Core hole	8 mm	50.0 mm	1.0 mm	52-510-08-07	



SonicPins Rx®	S	L	Ø	non-sterile	STERILE IR
BOS attachment					
Core hole	3 mm	40.0 mm	1.0 mm	52-610-03-07	
Core hole	4 mm	40.0 mm	1.0 mm	52-610-04-07	52-610-04-71
Core hole	5 mm	40.0 mm	1.0 mm	52-610-05-07	
Core hole	8 mm	40.0 mm	1.0 mm	52-610-08-07	

Instruments



Metzenbaum-Lahey
11-965-14-07
14.5 cm / 5 7/8"
slender pattern

St 1 Set

TC GOLD



Kaye
28-215-03-07 -
28-215-04-07
13 cm / 5 1/8"

St 1



Explanation of icons:

St Stainless steel

1 Units/pack

Set Included in set proposal

TC GOLD Tungsten carbide inserts



Desmarres **St** **1**

15-091-08-07 -

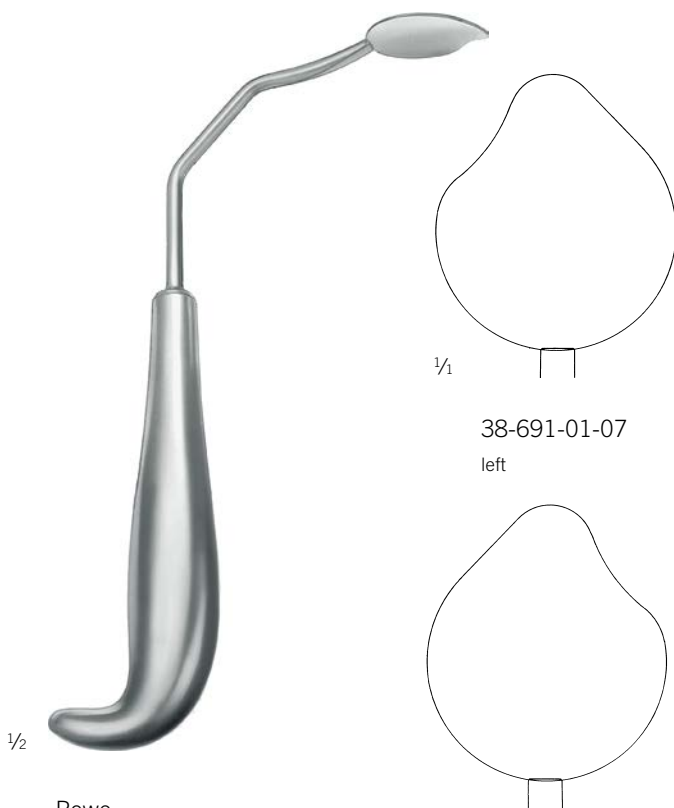
15-091-18-07

16 cm / 6 3/8"

St **1** **Set**

St **1** **Set**

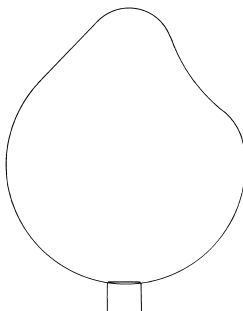
Instruments



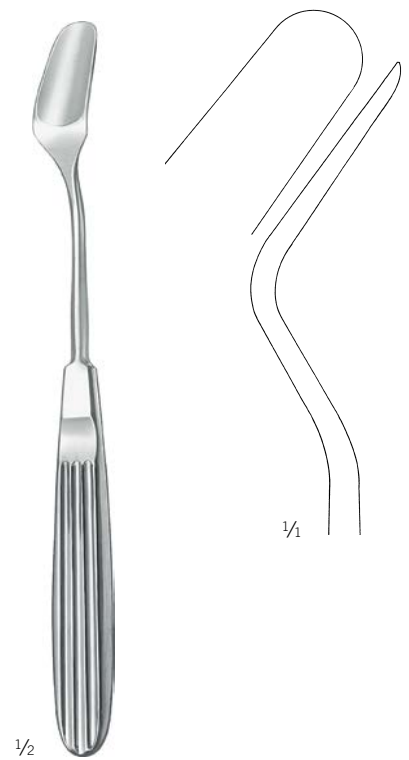
Rowe
38-691-01-07 -
38-691-02-07
19 cm / 7 7/8"

St 1 Set

38-691-01-07
left



38-691-02-07
right



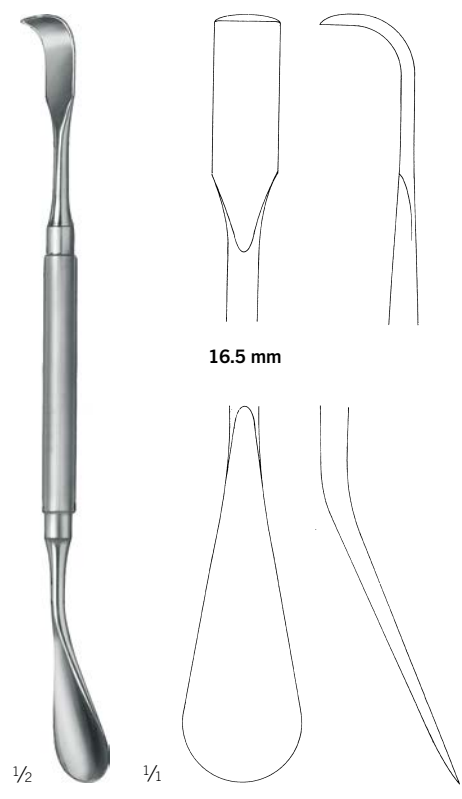
38-693-19-07
20 cm / 7 7/8"
Screwdriver handle

St 1 Set

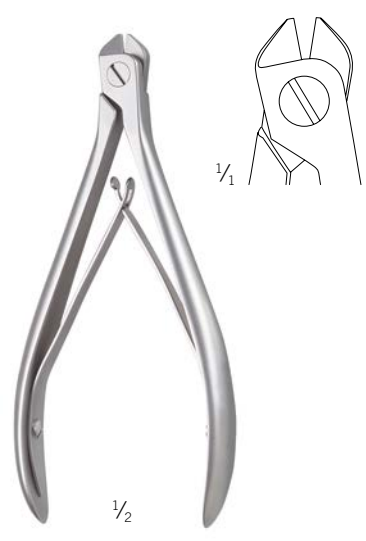


Explanation of icons:

- St** Stainless steel
- 1** Units/pack
- Set** Included in set proposal



Donovan
38-694-20-07
19.5 cm / 7 5/8"
St 1 Set



25-050-13-07
13 cm / 5 1/8"
Cutter
St 1 Set



25-052-13-07
12.5 cm / 4 7/8"
Mesh cutter
St 1 Set

Instruments



Byrd
38-709-03-07
10 cm / 4"
Zygoma reduction screw

St 1 Set



Or alternatively:
Byrd
25-438-35-07
8 cm / 3 1/8"
Reduction screw for
big screwdriver handle

St 1 Set



25-407-04-04
11 cm / 4 3/8"
Screwdriver handle

St 1 Set



Explanation of icons:

- St** Stainless steel
- Sic** Silicone
- 1** Units/pack
- Set** Included in set proposal

<p>9 mm</p> <p>21 mm</p>	<p>5 10 15 20 25 28 30 32 34 36 38 40</p> <p>$\frac{1}{1}$</p>	<p>LEFT</p>	<p>RIGHT</p>
<p>$\frac{1}{2}$</p>	<p>$\frac{1}{2}$</p>	<p>$\frac{1}{2}$</p>	<p>$\frac{1}{2}$</p>
<p>38-697-01-07 20 cm / 7 7/8" Spatula, orbital, straight, malleable, 2 different working ends</p> <p>St 1 Set</p>	<p>38-697-02-07 18 cm / 7 1/8" Spatula, orbital, straight, malleable</p> <p>St 1 Set</p>	<p>38-695-21-07 20 cm / 7 7/8" Left spatula, orbital, contoured, malleable, small and large working end</p> <p>St 1</p>	<p>38-696-21-07 20 cm / 7 7/8" Right spatula, orbital, contoured, malleable, small and large working end</p> <p>St 1</p>

Midface Orbita Set



Suggestion for the Set Configuration

Description	Item No.	Qty
Kaye face-lift hooklet, 13 cm / 5 1/8", 5-pronged	28-215-04-07	1
Desmarres saddle hook, 12 mm, 16 cm / 6 3/8"	15-091-12-07	1
Desmarres saddle hook, 14 mm, 16 cm / 6 3/8"	15-091-14-07	1
Desmarres saddle hook, 16 mm, 16 cm / 6 3/8"	15-091-16-07	1
Metzenbaum-Lahey dissecting scissors	11-965-14-07	1
Donavan orbital rim retractor, 19.5 cm / 7 5/8"	38-694-20-07	1
Cutter, 13 cm / 5 1/8"	25-050-13-07	1
Mesh Cutter, 13 cm / 5 1/8"	25-052-13-07	1
Orbita retractor, straight, malleable, 2 different working ends	38-697-01-07	2
Orbita retractor, straight, malleable	38-697-02-07	1
Byrd zygoma reduction screw	38-709-03-07	1

Storage



Storage Proposal

Description	Item No.	Qty
Storage tray for miniSet container 277 x 171 x 54 mm	55-804-15-01	1
Silicone mat for miniSet container	55-009-08-04	1
Microstop® miniSet container 310 x 189 x 90 mm	55-861-70-04	1
Logistic Frame red for container	55-864-12-04	1
Coding Label w/o hole for the lid - to be marked "Orbita Trauma" -	55-864-01-04	1
Coding label for the front - to be marked "Orbita Trauma" -	55-864-05-04	1
In addition		
Storage solution for 1.0 mm micro, 1.5 mm micro, 2.0 mm mini and/or SonicWeld® implants		


*according to components selected

CMF Surgery

SonicWeld Rx®

Resorbable implants for use in craniomaxillofacial osteosynthesis

- Resorb x®
- Resorb xG



It is the face that makes humans unique and unmistakable –
“There is nothing that more closely reflects the life of an individual than the human face.”*

Our objective is to simplify craniofacial surgery with specially designed implant systems that ensure optimum satisfaction for both surgeon and patient. Together with renowned users we translate new ideas into innovative products and are constantly enhancing them.

Our range of products includes everything necessary for modern craniofacial surgery. We not only set standards but we also go beyond to take advantage of modern technology in the development of solutions customized for the individual patient.

KLS Martin – your competent and reliable partner for both everyday challenges and special challenges.



* © Kurt Haberstich (*1948)

Distractors

Devices for use in correction of malformations

- Cranial distraction
- Midface distraction
- Mandibular distraction



Individual Patient Solutions

Patient-specific solutions for use in craniomaxillofacial surgery

- IPS Implants®
- IPS CaseDesigner®
- IPS Gate®



LevelOne Fixation

Titanium implants and instruments for use in craniomaxillofacial osteosynthesis

- Traumatology
- Reconstruction
- Orthognatic surgery



App for CMF products

All important information about the CMF portfolio at one glance.

Available on the App Store iOS



Available on Google play Android



KLS Martin Group

KLS Martin Australia Pty Ltd.

Sydney · Australia
Tel. +61 2 9439 5316
australia@klsmartin.com

KLS Martin do Brasil Ltda.

São Paulo · Brazil
Tel. +55 11 3554 2299
brazil@klsmartin.com

KLS Martin Medical (Shanghai) International Trading Co., Ltd

Shanghai · China
Tel. +86 21 5820 6251
info@klsmartin.com

KLS Martin India Pvt Ltd.

Chennai · India
Tel. +91 44 66 442 300
india@klsmartin.com

KLS Martin Italia S.r.l.

Milan · Italy
Tel. +39 039 605 67 31
info@klsmartin.com

KLS Martin Japan K.K.

Tokyo · Japan
Tel. +81 3 3814 1431
info@klsmartin.com

KLS Martin SE Asia Sdn. Bhd.

Penang · Malaysia
Tel. +604 261 7060
malaysia@klsmartin.com

KLS Martin de México, S.A. de C.V.

Mexico City · Mexico
Tel. +52 55 7572 0944
mexico@klsmartin.com

KLS Martin Nederland B.V.

Huizen · Netherlands
Tel. +31 35 523 45 38
infonl@klsmartin.com

KLS Martin SE & Co. KG

Moscow · Russia
Tel. +7 499 792 76 19
russia@klsmartin.com

KLS Martin Taiwan Ltd.

Taipei · Taiwan
Tel. +886 2 2325 3169
taiwan@klsmartin.com

KLS Martin SE & Co. KG

Dubai · United Arab Emirates
Tel. +971 4 454 16 55
middleeast@klsmartin.com

KLS Martin UK Ltd.

Reading · United Kingdom
Tel. +44 118 467 1500
info.uk@klsmartin.com

KLS Martin LP

Jacksonville · Florida, USA
Tel. +1 904 641 77 46
usa@klsmartin.com

KLS Martin SE Asia Sdn. Bhd.

Hanoi · Vietnam
Tel. +49 7461 706-0
info@klsmartin.com



KLS Martin SE & Co. KG

A company of the KLS Martin Group

KLS Martin Platz 1 · 78532 Tuttlingen · Germany
PO Box 60 · 78501 Tuttlingen · Germany
Tel. +49 7461 706-0 · Fax +49 7461 706-193
info@klsmartin.com · www.klsmartin.com